



**Aspley Guise, which adjoins Woburn Sands, is a large village in Greensand Country, with an interesting history to discover.**

Whilst the population of many villages decreased during the Industrial Revolution, as people looked for work in the towns, Aspley Guise continued to grow. This is thanks, in part, to a doctor who moved to the village during the mid-19th century, claiming that Aspley Guise was the ideal place for someone suffering from tuberculosis due to its climate having “all the qualities required to restrict the illness”. As a result of number of sanatoria or hospitals developed where people could go to “take the air”. The area attracted tourists and many entrepreneurs were keen to build their houses in this apparently healthy village. The local economy thrived as shops and services were established to meet the needs of the tourists and new residents. The richer households also provided employment in domestic service.

The Second World War was also a significant period in the village’s history. Several top secret facilities were established in Aspley Guise. These had connections with the code breaking activities at Bletchley Park and the ‘black-propaganda’ that was broadcast from Woburn Abbey to the rest of Europe (a type of propaganda that gave the impression it was produced by those it was supposed to discredit).




Today, Aspley Guise is a busy and thriving village, with a mix of residential homes, small businesses and large organisations. Take a walk in Aspley Woods, one of the largest areas of woodland in Bedfordshire, and discover some amazing views of Milton Keynes and Woburn Abbey. Visit the Grade II\* listed Church and 26 other listed buildings. Have a round of golf or enjoy a bite to eat at a local pub or restaurant. The village adjoins Woburn Sands, which also provides a variety of facilities and services for visitors, including places to eat, shops and a bank.



Aspley Guise from the air



## Action Points:

-  **Check out** the links to various local services and facilities on the village website.
-  **Provide** flyers and leaflets of the leisure facilities available.
-  **Visit** Aspley Wood and discover some of the walking cycling routes for yourself.

## Info and Resources:

**Aspley Guise Village information**  
including links to some of the local facilities:  
[www.aspley-guise.org.uk](http://www.aspley-guise.org.uk)

**Aspley Guise Parish Council:**  
[www.aspleyguiseparishcouncil.gov.uk](http://www.aspleyguiseparishcouncil.gov.uk)

**Aspley Woods:**  
[www.woodlandtrust.org.uk/visiting-woods/  
woods/aspley-woods/](http://www.woodlandtrust.org.uk/visiting-woods/woods/aspley-woods/)

**Aspley Guise and Woburn Sands Golf Club –**  
information for visitors:  
[www.aspleyguisegolfclub.co.uk/visitors](http://www.aspleyguisegolfclub.co.uk/visitors)



Cottage, Aspley Guise